

# REPORT



St. Thomas College (Autonomous), Thrissur


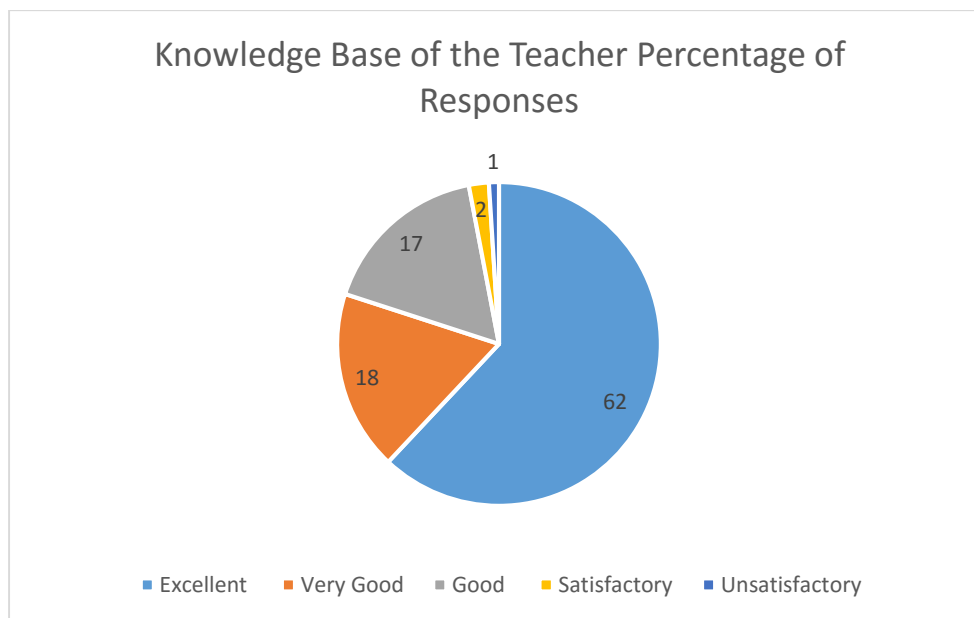
## **Faculty Evaluation by Students (2021-22)**

# Analysis Report

## Faculty Evaluation by Students (2021-22)


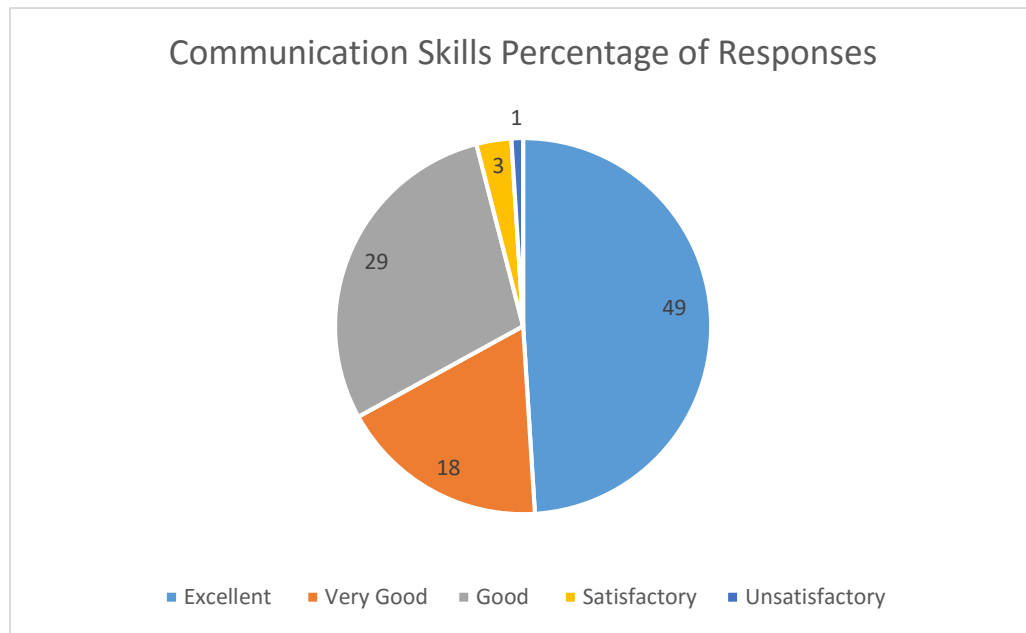
For the academic year 2020-21, Faculty evaluation by students were collected twice (one per semester) through College ERP. The Feedback ever collected using a five-point scale and analyzed. Given below are the conclusions.

Knowledge Base of the Teacher	
Attribute	Percentage of Responses
Excellent	62
Very Good	18
Good	17
Satisfactory	2
Unsatisfactory	1



Principal  
St. Thomas College (Autonomous)  
Thrissur - 680 001


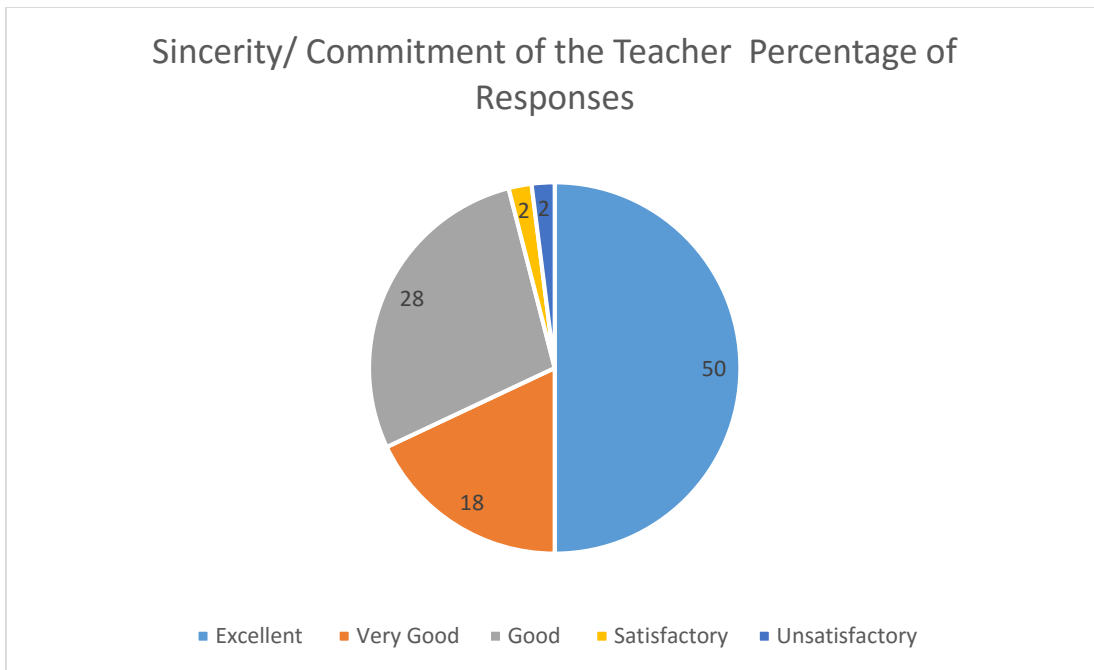
Communication Skills	
Attribute	Percentage of Responses
Excellent	49
Very Good	18
Good	29
Satisfactory	3
Unsatisfactory	1



A handwritten signature in green ink, likely belonging to the Principal, is positioned above the printed name.


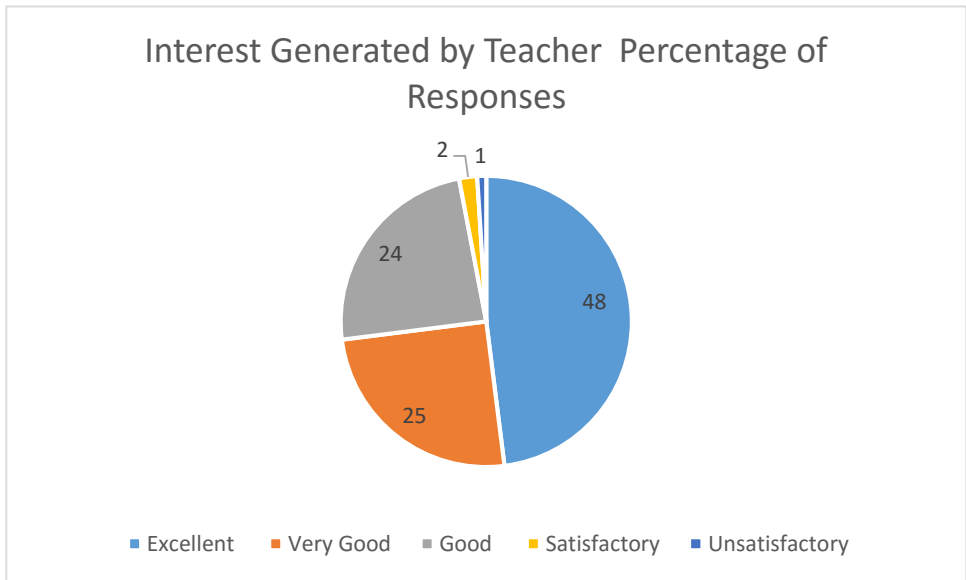
**Principal**  
**St. Thomas College (Autonomous)**  
**Thrissur - 680 001**

Sincerity/ Commitment of the Teacher	
Attribute	Percentage of Responses
Excellent	50
Very Good	18
Good	28
Satisfactory	2
Unsatisfactory	2




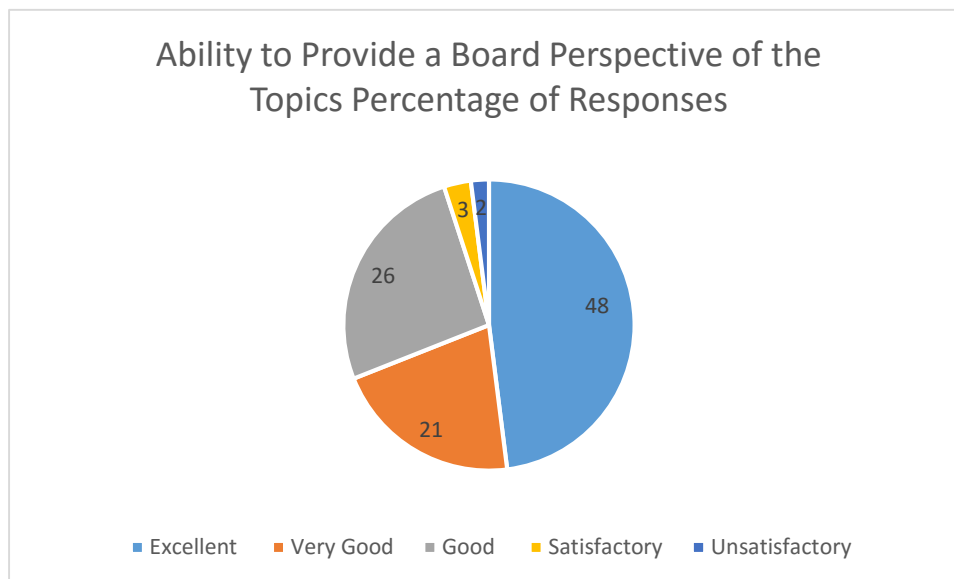
Principal  
 St. Thomas College (Autonomous)  
 Thrissur - 680 001

Interest Generated by Teacher	
Attribute	Percentage of Responses
Excellent	48
Very Good	25
Good	24
Satisfactory	2
Unsatisfactory	1



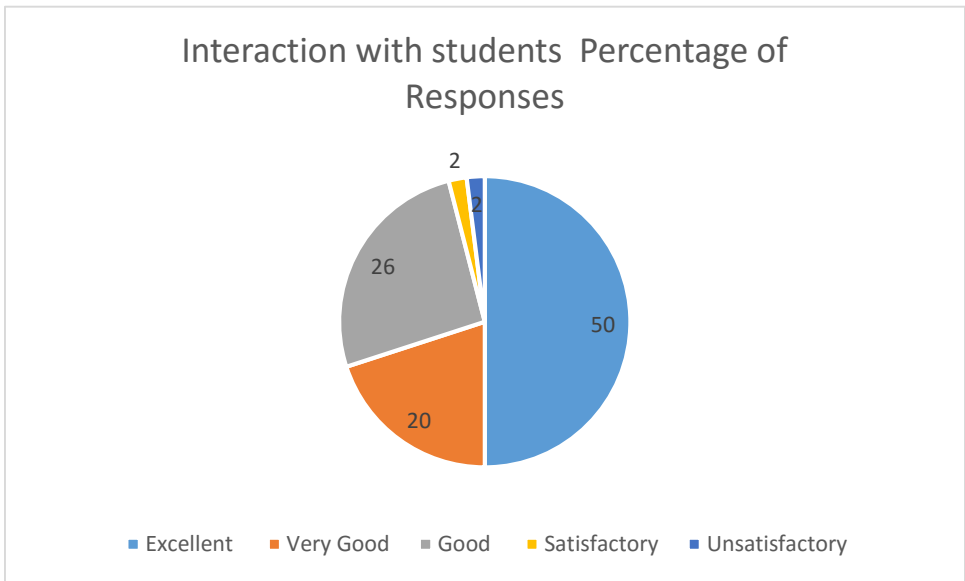
**Principal**  
**St. Thomas College (Autonomous)**  
**Thrissur - 680 001**

Ability to Provide a Board Perspective of the Topics	
Attribute	Percentage of Responses
Excellent	48
Very Good	21
Good	26
Satisfactory	3
Unsatisfactory	2




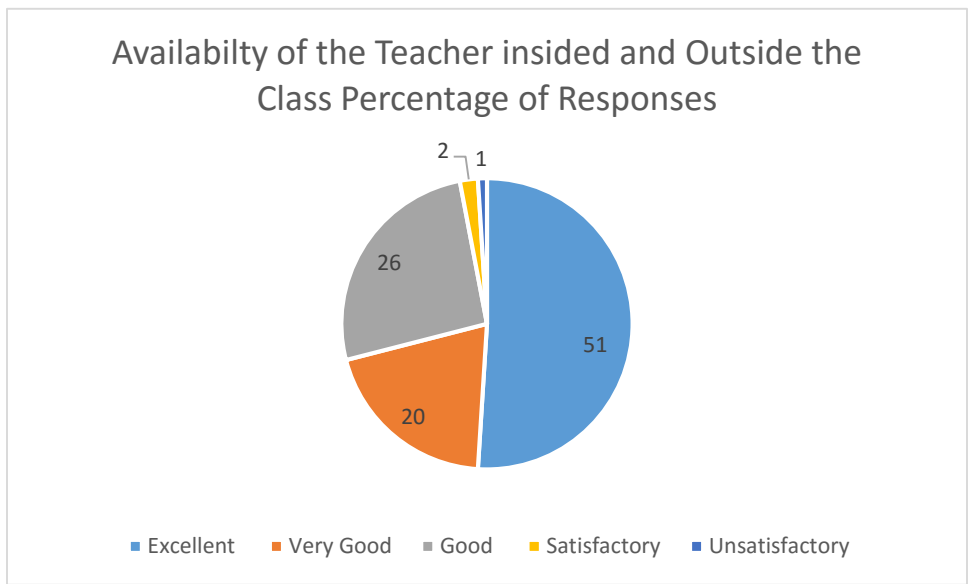
**Principal**  
**St. Thomas College (Autonomous)**  
**Thrissur - 680 001**

Interaction with students	
Attribute	Percentage of Responses
Excellent	50
Very Good	20
Good	26
Satisfactory	2
Unsatisfactory	2



**Principal**  
**St. Thomas College (Autonomous)**  
**Thrissur - 680 001**

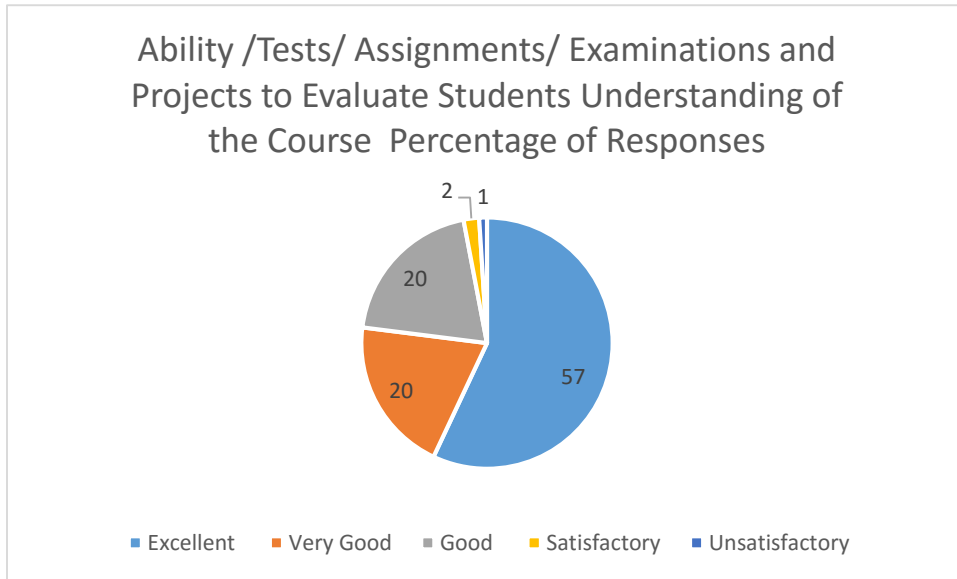
Availability of the Teacher inside and Outside the Class	
Attribute	Percentage of Responses
Excellent	51
Very Good	20
Good	26
Satisfactory	2
Unsatisfactory	1



**Principal**  
**St. Thomas College (Autonomous)**  
**Thrissur - 680 001**


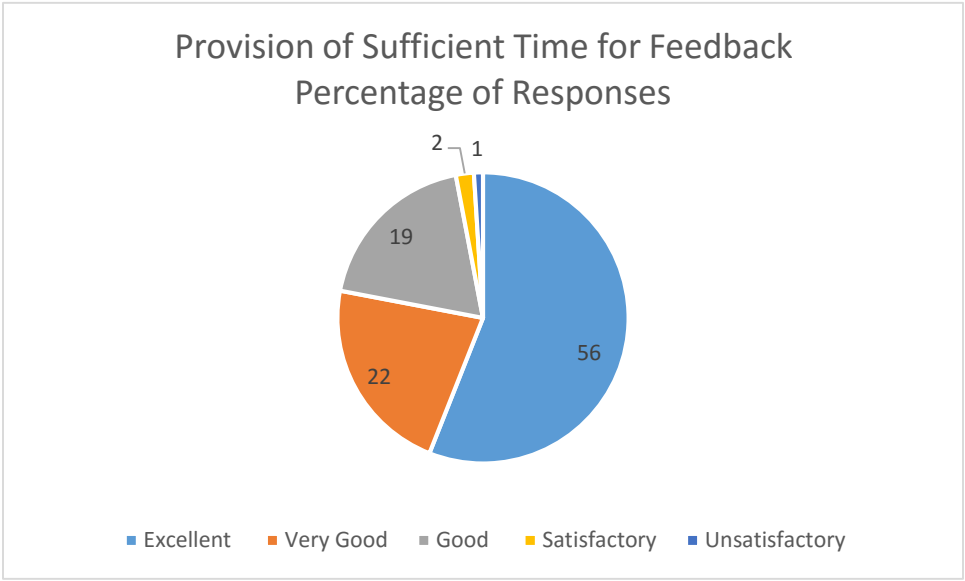


Ability /Tests/ Assignments/ Examinations and Projects to Evaluate Students Understanding of the Course	
Attribute	Percentage of Responses
Excellent	57
Very Good	20
Good	20
Satisfactory	2
Unsatisfactory	1




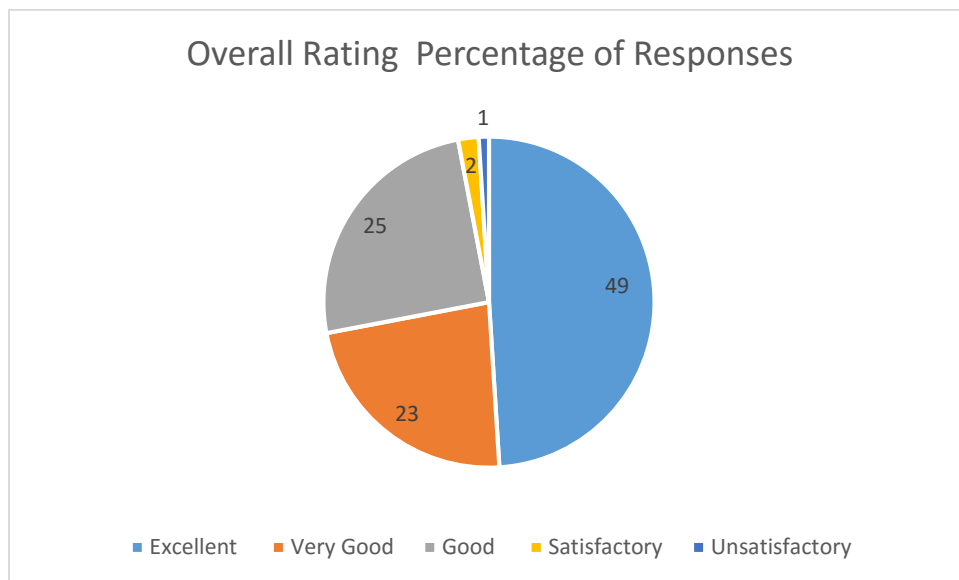
Principal  
 St. Thomas College (Autonomous)  
 Thrissur - 680 001

Provision of Sufficient Time for Feedback	
Attribute	Percentage of Responses
Excellent	56
Very Good	22
Good	19
Satisfactory	2
Unsatisfactory	1



**Principal**  
**St. Thomas College (Autonomous)**  
**Thrissur - 680 001**

Overall Rating	
Attribute	Percentage of Responses
Excellent	49
Very Good	23
Good	25
Satisfactory	2
Unsatisfactory	1



Principal  
**St. Thomas College (Autonomous)**  
 Thrissur - 680 001