



# **ALUMNI FEEDBACK ANALYSIS ON CURRICULUM**

2019 - 2020


## FEEDBACK ANALYSIS ON CURRICULUM (2019-2020)

For the academic year 2019-2020, the feedback about the syllabus was collected from the stakeholders. All these feedbacks were collected by using a five-point rating scale and analysed using R Programming software.

### STUDENT FEEDBACK ANALYSIS ON CURRICULUM

The student's feedback form consisted of questions that truly indicated their satisfaction level about the syllabus. Given below are the conclusions obtained by analyzing the student's feedback for the academic year 2019-2020.

- 93% of students rated well to the statement that the syllabus has prospects for competitive exams/ higher education/ employability.
- There is a good rating (89%) to the fact that the syllabus has a good balance between theory and application.
- The syllabus generated interest in the subject area for 90% of them.
- The syllabus is relevant to professional development for 89% of them.
- Around 86% of the students rated very well to the statement that the syllabus covers recent trends and developments.
- The allocation of hours to the courses is rated above good by 89% of the students.

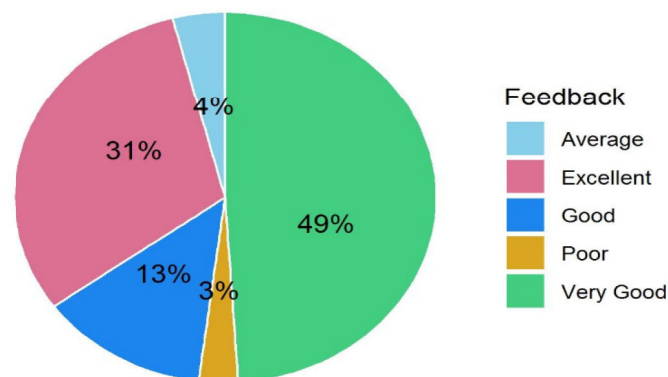


  
Principal  
St. Thomas College (Autonomous)  
Thrissur - 680 001

## The syllabus has prospects for competitive exams/ higher education/ employability

Attribute	Percentage of Responses
Excellent	31
Very Good	49
Good	13
Average	4
Poor	3

## The syllabus has prospects for competitive exams/ higher education/ employability


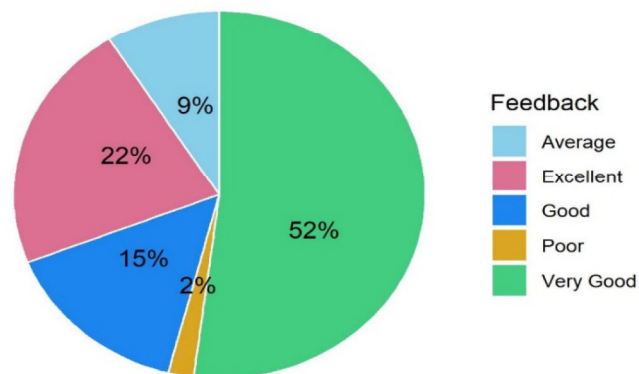


  
Principal  
St. Thomas College (Autonomous)  
Thrissur - 680 001

## The syllabus has good balance between theory and application

Attribute	Percentage of Responses
Excellent	22
Very Good	52
Good	15
Average	9
Poor	2

## The syllabus has good balance between theory and application

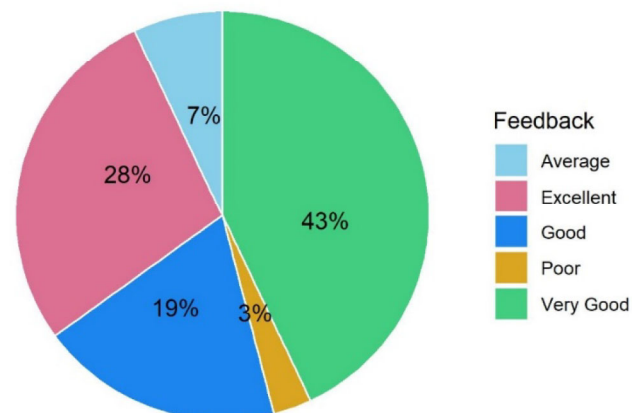



Principal  
St. Thomas College (Autonomous)  
Thrissur - 680 001

## The syllabus generates interest in the subject area

Attribute	Percentage of Responses
Excellent	28
Very Good	43
Good	19
Average	7
Poor	3

## The syllabus generates interest in the subject area

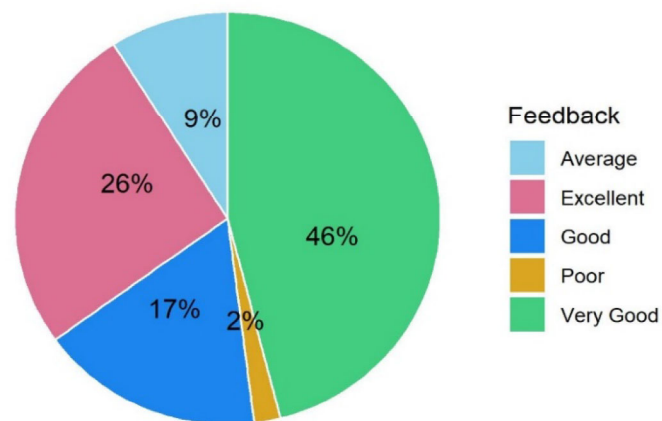



Principal  
St. Thomas College (Autonomous)  
Thrissur - 680 001

## The syllabus is relevant to professional development and preparation for job

Attribute	Percentage of Responses
Excellent	26
Very Good	46
Good	17
Average	9
Poor	2

## The syllabus is relevant to professional development and preparation for job

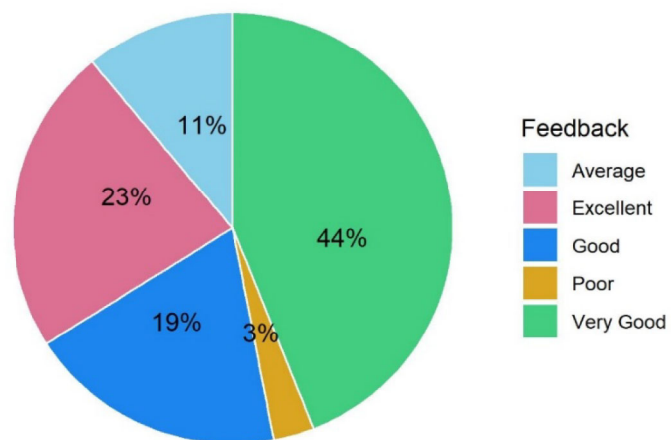



Principal  
St. Thomas College (Autonomous)  
Thrissur - 680 001

## The syllabus covers recent trends and developments

Attribute	Percentage of Responses
Excellent	23
Very Good	44
Good	19
Average	11
Poor	3

## The syllabus covers recent trends and developments


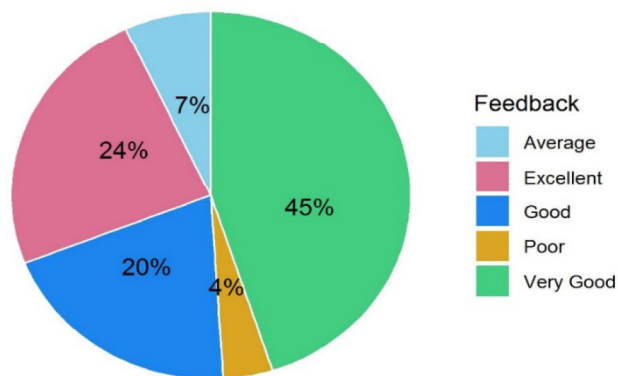



Principal  
St. Thomas College (Autonomous)  
Thrissur - 680 001

## How do you rate the allocation of hours to the courses?

Attribute	Percentage of Responses
Excellent	24
Very Good	45
Good	20
Average	7
Poor	4

## How do you rate the allocation of hours to the courses?




Principal  
St. Thomas College (Autonomous)  
Thrissur - 680 001