



**ST. THOMAS COLLEGE (AUTONOMOUS),
THRISSUR**

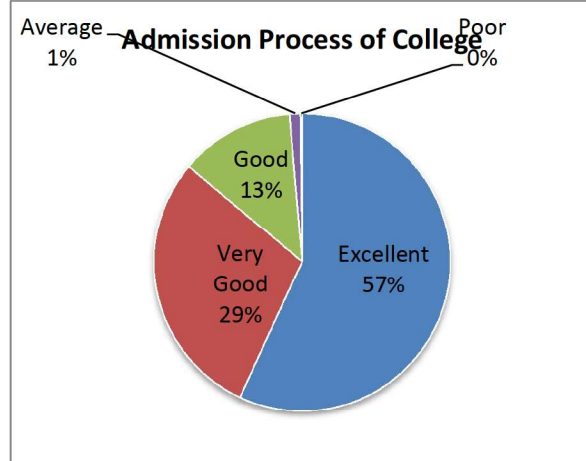


**ANALYSIS REPORT-PARENT FEEDBACK
ON COLLEGE**


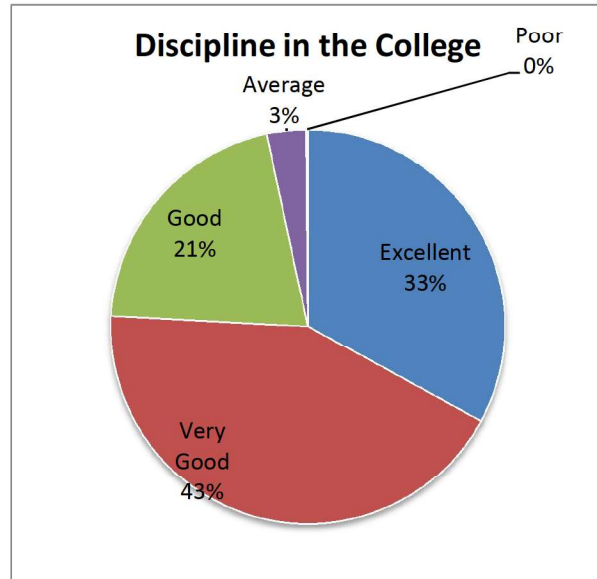
2018-19

For the academic year 2018-19, feedback from parents was taken once during the class PTA. The feedback were collected using a five-point scale and analysed.

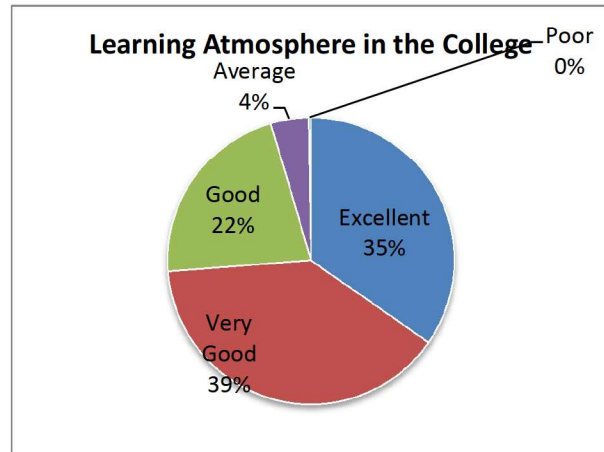
Admission Process of College	
Attribute	Percentage of Responses
Excellent	56.89
Very Good	29.26
Good	12.48
Average	1.17
Poor	0.2



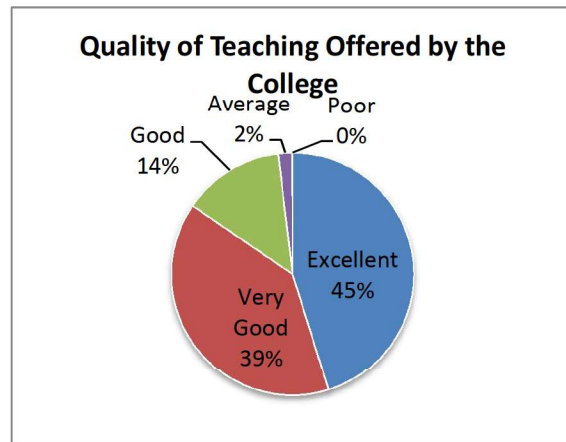
Discipline in the College	
Attribute	Percentage of Responses
Excellent	32.94
Very Good	42.89
Good	20.82
Average	3.23
Poor	0.13



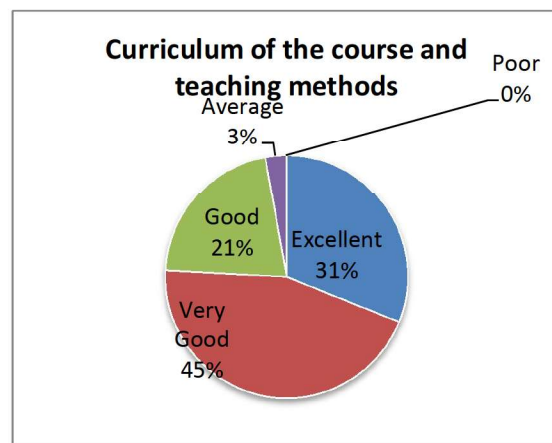
Learning Atmosphere in the College	
Attribute	Percentage of Responses
Excellent	34.69
Very Good	39.1
Good	21.66
Average	4.28
Poor	0.26



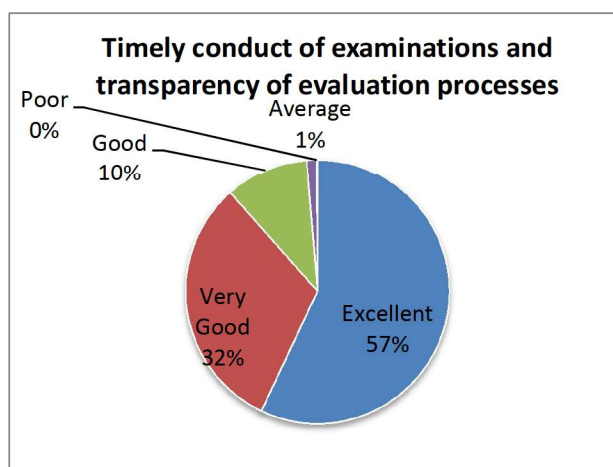
Quality of Teaching offered by the College	
Attribute	Percentage of Responses
Excellent	45.2
Very Good	39.34
Good	13.55
Average	1.84
Poor	0.26



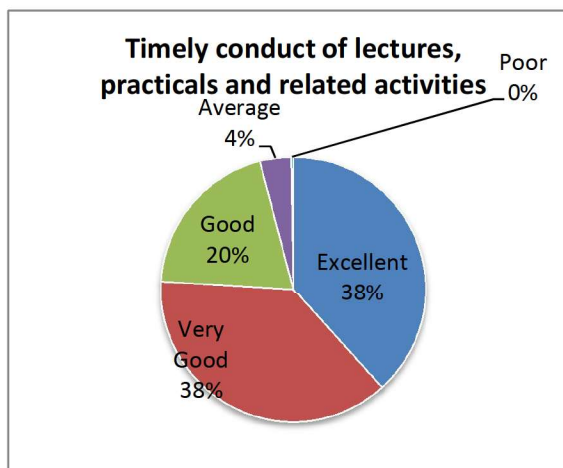
Curriculum of the course and teaching methods	
Attribute	Percentage of Responses
Excellent	31.01
Very Good	44.83
Good	21.33
Average	2.76
Poor	0.07




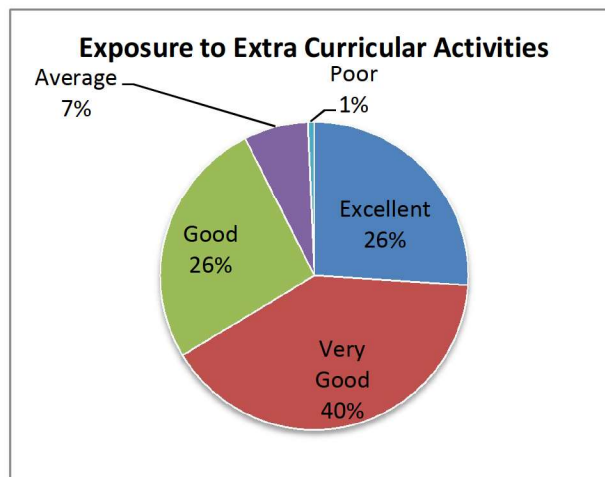
Timely conduct of examinations and transparency of evaluation processes	
Attribute	Percentage of Responses
Excellent	57
Very Good	31.44
Good	10.24
Average	1.19
Poor	0.13



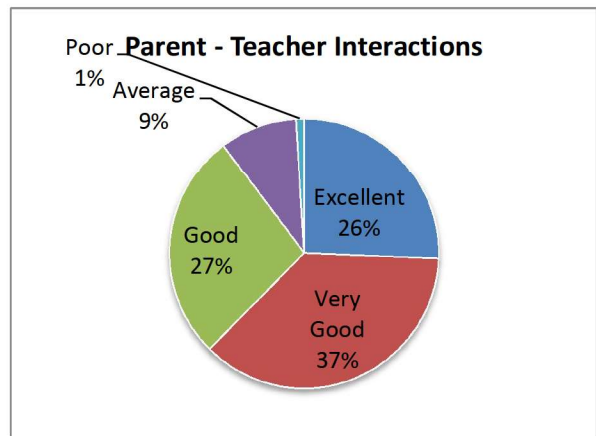
Timely conduct of lectures, practicals and related activities	
Attribute	Percentage of Responses
Excellent	38.31
Very Good	37.66
Good	19.95
Average	3.82
Poor	0.26



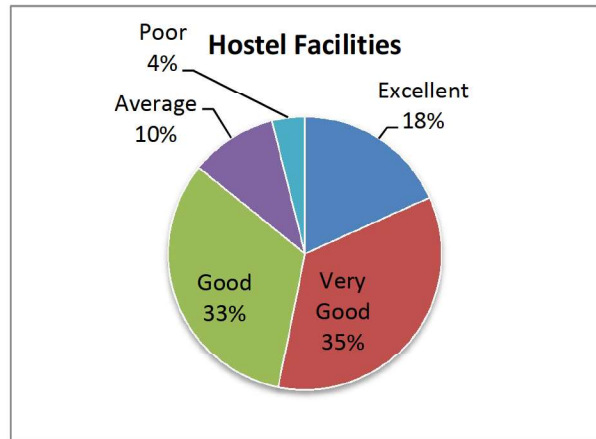
Exposure to Extra Curricular Activities	
Attribute	Percentage of Responses
Excellent	25.99
Very Good	40.34
Good	26.26
Average	6.75
Poor	0.66




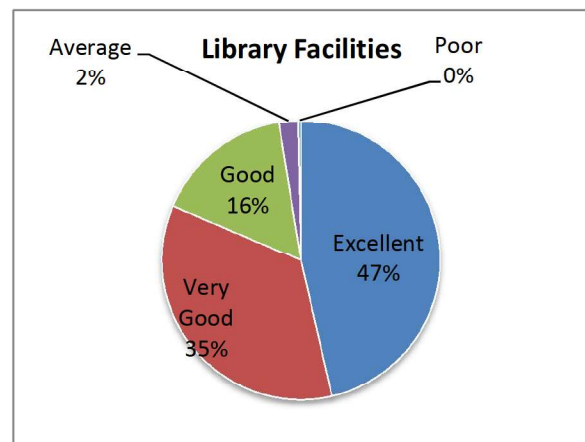
Parent-teacher interactions	
Attribute	Percentage of Responses
Excellent	25.66
Very Good	36.74
Good	27.32
Average	9.28
Poor	0.99



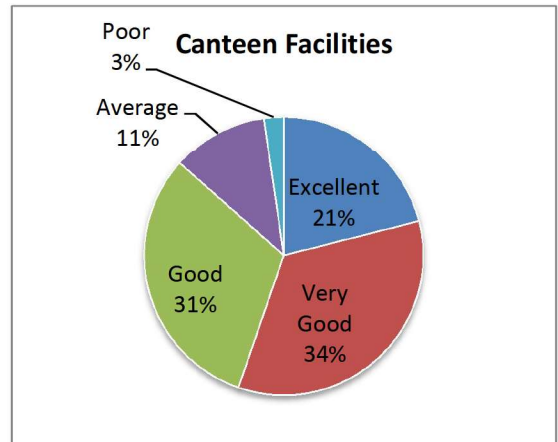
Hostel Facilities	
Attribute	Percentage of Responses
Excellent	18.29
Very Good	34.86
Good	32.69
Average	10.29
Poor	3.89



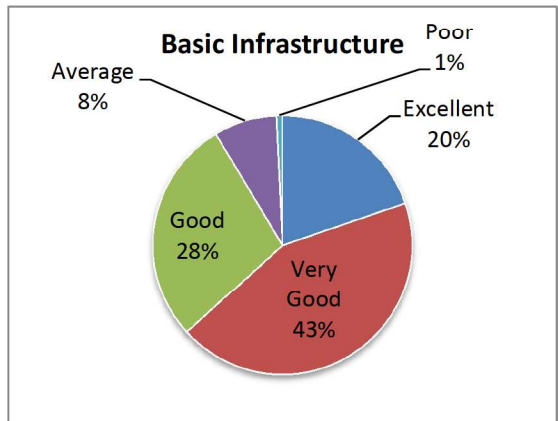
Library Facilities	
Attribute	Percentage of Responses
Excellent	46.44
Very Good	34.95
Good	16.06
Average	2.22
Poor	0.34




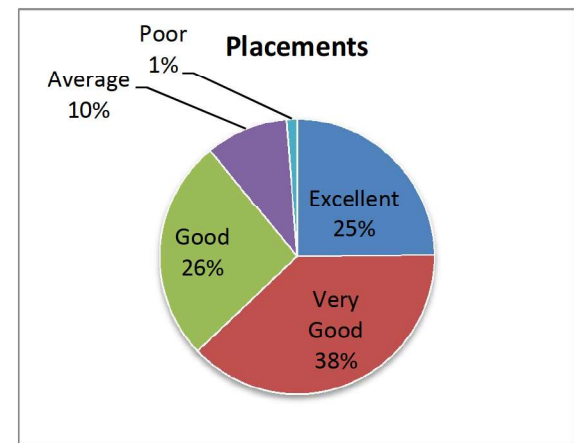
Canteen Facilities	
Attribute	Percentage of Responses
Excellent	21.05
Very Good	34.22
Good	31.29
Average	11.15
Poor	2.3



Basic Infrastructure	
Attribute	Percentage of Responses
Excellent	19.77
Very Good	43.44
Good	28.18
Average	7.87
Poor	0.74



Placements	
Attribute	Percentage of Responses
Excellent	24.84
Very Good	38.09
Good	26.15
Average	9.69
Poor	1.24



Principal

St. Thomas College (Autonomous)
Thrissur - 680 001