



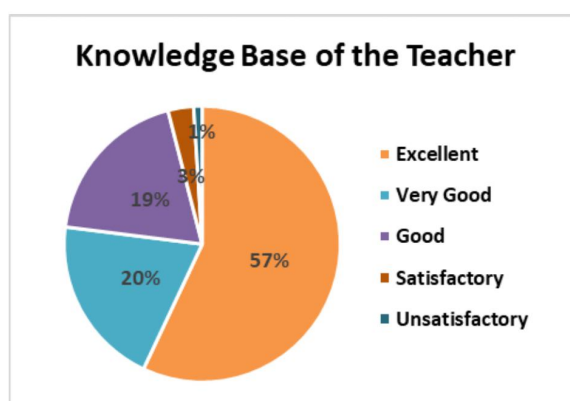
ST.THOMAS COLLEGE (AUTONOMOUS), THRISSUR

ANALYSIS REPORT

FACULTY EVALUATION BY STUDENTS (2017-18)

For the academic year 2017-18, Faculty evaluation by students were collected twice (one per semester) through College ERP. The feedback were collected using a five-point scale and analysed. Given below are the conclusions.

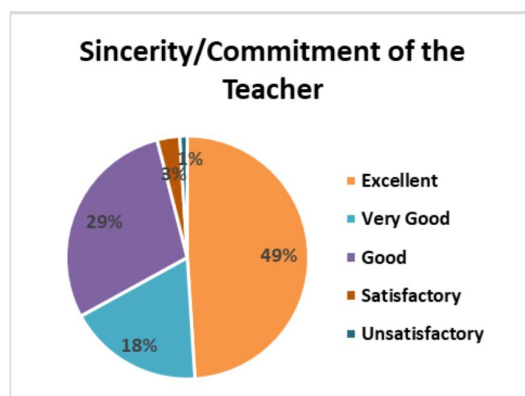
Knowledge Base of the Teacher	
Attribute	Percentage of Responses
Excellent	57
Very Good	20
Good	19
Satisfactory	3
Unsatisfactory	1



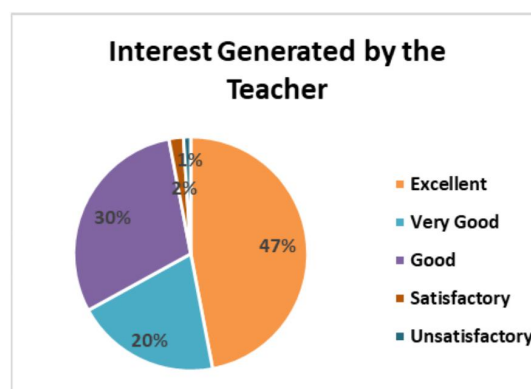
Communication Skills	
Attribute	Percentage of Responses
Excellent	48
Very Good	20
Good	30
Satisfactory	1
Unsatisfactory	1



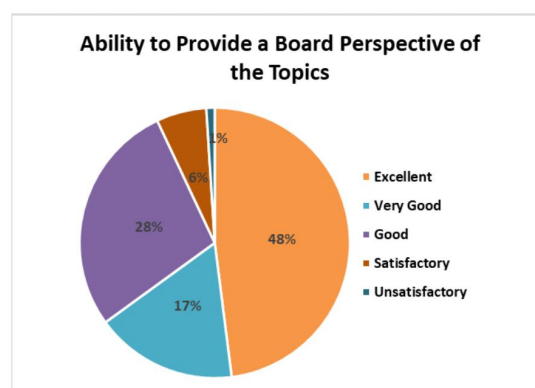
Sincerity/Commitment of the Teacher	
Attribute	Percentage of Responses
Excellent	49
Very Good	18
Good	29
Satisfactory	3
Unsatisfactory	1



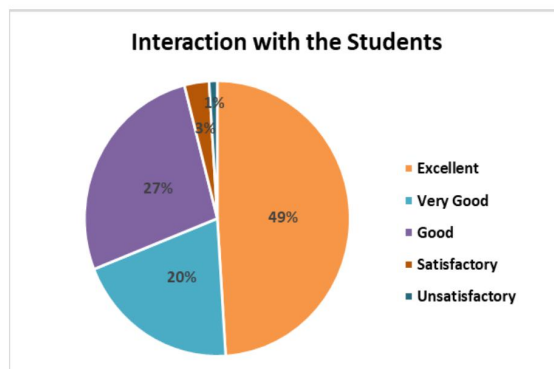
Interest generated by Teacher	
Attribute	Percentage of Responses
Excellent	47
Very Good	20
Good	30
Satisfactory	2
Unsatisfactory	1



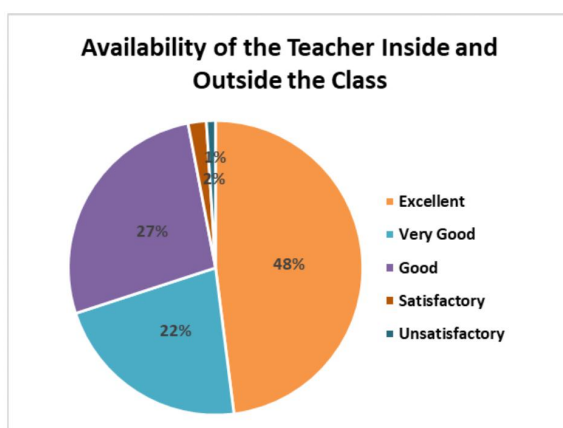
Ability to Provide a Board Perspective of the Topics	
Attribute	Percentage of Responses
Excellent	48
Very Good	17
Good	28
Satisfactory	6
Unsatisfactory	1



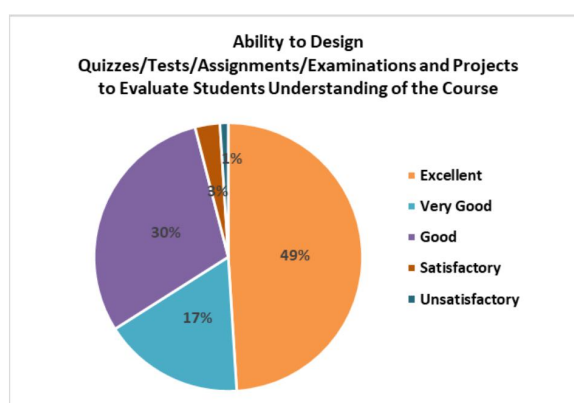
Interaction with the Students	
Attribute	Percentage of Responses
Excellent	49
Very Good	20
Good	27
Satisfactory	3
Unsatisfactory	1



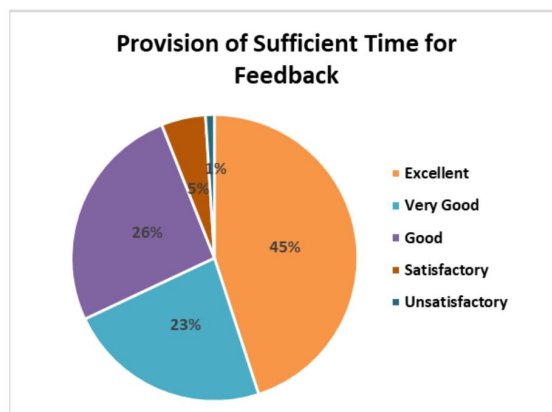
Availability of the Teacher Inside and Outside the Class	
Attribute	Percentage of Responses
Excellent	44
Very Good	21
Good	29
Satisfactory	4
Unsatisfactory	2



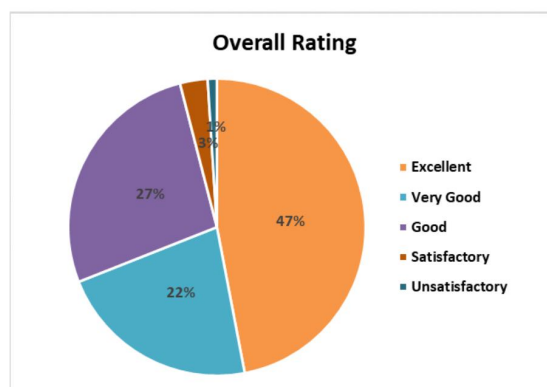
Ability to Design Quizzes/Tests/Assignments/Examinations and Projects to Evaluate Students Understanding of the Course	
Attribute	Percentage of Responses
Excellent	49
Very Good	17
Good	30
Satisfactory	3
Unsatisfactory	1



Provision of Sufficient Time for Feedback	
Attribute	Percentage of Responses
Excellent	45
Very Good	23
Good	26
Satisfactory	5
Unsatisfactory	1



Overall Rating	
Attribute	Percentage of Responses
Excellent	47
Very Good	22
Good	27
Satisfactory	3
Unsatisfactory	1




 Principal
 St. Thomas College (Autonomous)
 Thrissur - 680 001